


## **Cemented Carbide Centrifuge Wear Tile**

With years of experiences in cemented carbide wear parts research and production, HY tool has already developed multiple grades for centrifuge wear parts to satisfy the needs of different customers. More than 100 specifications of carbide wear parts are available to satisfy various demanding. We are also able to provide one stop solution for centrifuge wear parts.



## **Helical wear parts**

Helical wear parts are widely used as the main wear resistant parts for horizontal centrifuges, and its working life directly affects the maintenance cycle of centrifuge. There are two types carbide helical wear parts, the welding ones and the clamping ones. Both of them are made by high-quality carbide material and they can protect your centrifuge.



**Brazed Helical Wear Parts**



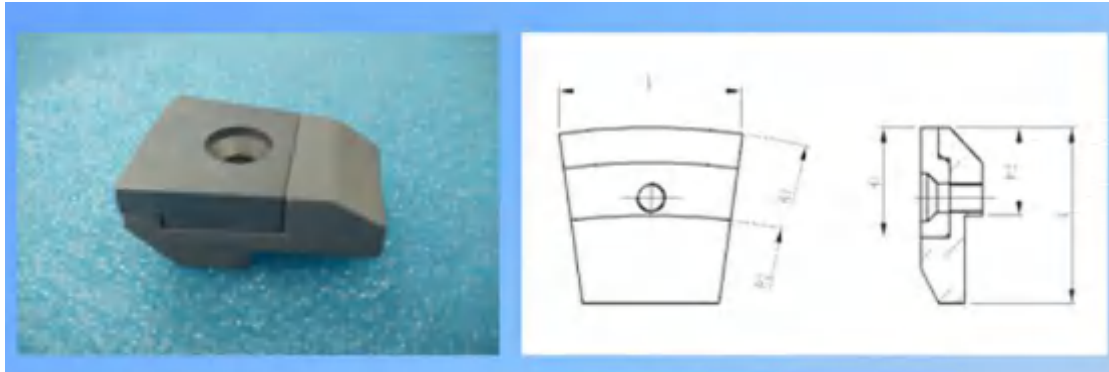
Item	L	H1	H2	H3	R1	R2	Machine Type Centrifuge
BP-01	39	32	18	15	195	180	LW-400
BP-02	30	35	18	14.5	188	173	LW-380
BP-03	39	50.5	25.5	20.5	242	221	LW-480
BP-04	39	50.5	24.1	19.1	241	220	LW-480
BP-05	39	29	21	15	225	210	LW-450
BP-06	39	29	21	15	285	270	LW-550
BP-07	39	36	25	10	N/A	N/A	LW-650
BP-08	40.5	36	16.5	20	155	135	LW-300
BP-09	40.5	36	16.5	20	259	239	LW-500

### Brazed Helical Wear Parts



Item	L	H1	H2	H3	R1	R2	Machine Type Centrifuge
WP-01	30	26	10	7	240	233	LW-500
WP-02	30	26	10	7	205	198	LW-410
WP-03	30	26	10	7	170	163	LW-340
WP-04	30	26	10	7	140	133	LW-280

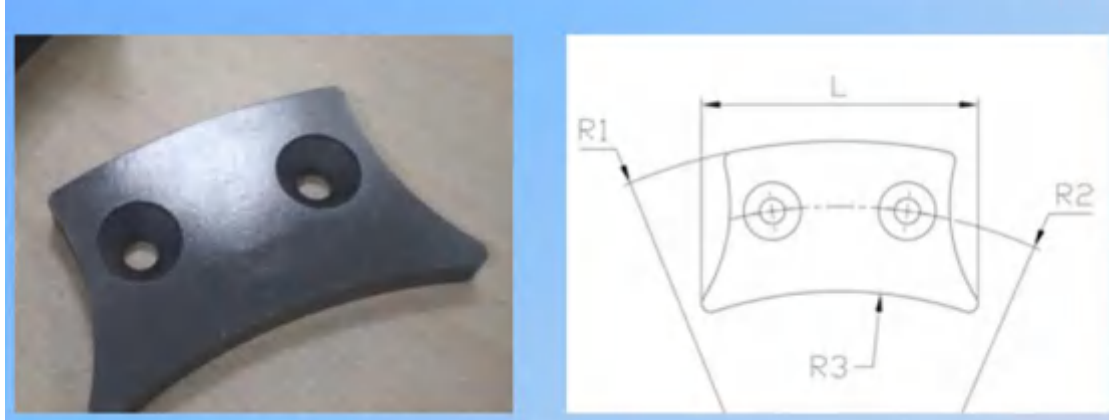
### Carbide Inserted Helical Wear Parts



Item	L	H1	H2	H3	R1	R2	Machine Type Centrifuge
CP-01	30	40	25	20	345	325	LW-680
CP-02	30	40	25	20	365	345	LW-750
CP-03	30	40	25	20	410	390	LW-800
CP-04	30	40	25	20	240	220	LW-450
CP-05	30	40	25	20	170	150	LW-350
CP-06	30	44	25	33	174	141	LW-350
CP-07	30	44	25	33	213	180	LW-430
CP-08	30	44	25	33	259	226	LW-520
CP-09	30	44	25	33	358	325	LW-720


### Carbide Hoof Plates

As a wear-resistant structure, the shoe-shaped carbide plate is used together to prevent the cone section of drum from being worn.



Item	L	R1	R2	R3	Machine Type Centrifuge
HP-01	81	226	213.5/183.5	168	LW-350
HP-02	85	170	147	121	LW-450
HP-03	92.5	184	162	134	LW-450
HP-04	92	184	164	137.5	LW-550
HP-05	113	230	205	165.5	LW-650
HP-06	108	225.5	200.5	108	LW-650

### Carbide Wear Parts for Centrifuge Material Outlets



The standard size of carbide wear parts for centrifuge material outlets

Item	D1	D2	d	L	Taper	Machine Type Centrifuge
OP-01	46.26	44	35	34	1:15	LW-350
OP-02	53.4	51.4	40	40	1:20	LW-450
OP-03	53.4	52	40	32	1:20	LW-450
OP-04	61.4	59.4	47	40	1:20	LW-550
OP-05	61.4	59.8	47	32	1:20	LW-550

Customized carbide wear parts are available.